

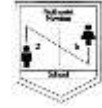


<p>Coverage:</p> <p>To find out about changes within living memory:</p> <ul style="list-style-type: none"> To identify how you grow, develop and change over time – eg, I can talk, play, walk, run, write, read independently. <p>To find out about our bodies and senses and how we use them. To understand ways of keeping healthy:</p> <ul style="list-style-type: none"> To name the five senses: smell, touch, see, hear, taste. To name, identify and label body parts. To recognise how to keep clean. <p>To find out about our locality:</p> <ul style="list-style-type: none"> To understand and use a map. Understand and use symbols and a key. Observe and discuss the physical and human features of the local environment. 	<p>Key Language and Vocabulary:</p> <ul style="list-style-type: none"> Village Locality Directions Environment Home Map Symbol Key Human Body Senses Hygiene Past, before, then Present, now Change 	<p>Knowledge and Fact Sheet:</p>  <p>Key Questions:</p> <ol style="list-style-type: none"> Where do you live? Who is in your family? What type of house do you live in? What is our local area like? What do we use maps for? Why do we use map symbols? How do you keep yourself clean? How have you changed since you were born? Can you name your five senses? What do we use our senses for?
<p>Key skills and knowledge:</p> <ul style="list-style-type: none"> I can use words and phrases like: before, after, past, present, then and now. I can discuss, compare and explain how I have changed since I was born. I can identify, name, draw and label the basic parts of the human body. I can say which part of the body is associated with each sense. I can use an app to look inside my body. I can use an iPad to take photographs of my local area. 		<p>Pupil Leadership:</p> <p>Performance, quiz or presentation on aspects of the topic from each class to the other classes highlighting their knowledge and skills.</p>
<p>Enrichment:</p> <p>Science: Visit from the school nurse to help us learn how to stay healthy.</p> <p>Geography: Walks around our school and the local area, to observe and photograph different features of the environment.</p>		



My World and Me
Year 1: Autumn 1



<p>Art/DT</p> <ul style="list-style-type: none"> • Paint own home • Draw family into home 	<p>English</p> <ul style="list-style-type: none"> • Senses poem • Comparative photos • Body part sentences • Speaking and listening 	<p>History Targets – A year 1 Historian</p> <ul style="list-style-type: none"> • I can use words and phrases like: before, after, past, present, then and now. • I can discuss, compare and explain how I have changed since I was born. <p>Science Targets- A year 1 Scientists</p> <ul style="list-style-type: none"> • I can identify, name, draw and label the basic parts of the human body. • I can say which part of the body is associated with each sense <p>Geography Targets – A year 1 Geographer</p> <ul style="list-style-type: none"> • I can identify, name, draw and label the basic parts of the human body. • I can say which part of the body is associated with each sense. <p>Computing – A year 1 Computer User</p> <ul style="list-style-type: none"> • I can use an app to look inside my body. • I can use an iPad to take photographs of my local area. <p>Art – A year 1 Artist</p> <ul style="list-style-type: none"> • I can paint and share my ideas about my home and family.
<p>Computing</p> <ul style="list-style-type: none"> • Green screen t-shirt • Taking photographs • Google Earth and Ariel photographs 	<p>Maths</p> <ul style="list-style-type: none"> • Positional language • Odd and even house numbers 	
<p>Additional Links:</p> <p>PSHE</p> <ul style="list-style-type: none"> • Looking after our local area. • Visit from the nurse. • Looking after our bodies and keeping clean. 	<p>Visits and Enrichment:</p> <ul style="list-style-type: none"> • Visit from the school nurse-hygiene • Walk around and explore the school grounds • Walk around the local area 	