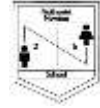




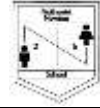
WW2 The Home Front  
Year 2: Autumn 2



<p>Coverage:</p> <p>History:</p> <ul style="list-style-type: none"> <li>- To develop an awareness of events beyond living memory.</li> <li>- To develop an awareness significant historical events, people and places within their locality.</li> </ul> <p>Science:</p> <ul style="list-style-type: none"> <li>- To describe the importance for humans to exercise, eating the right amounts of different types of food and hygiene.</li> <li>- To identify and compare the suitability of a variety of everyday materials.</li> </ul>	<p>Key Language and Vocabulary:</p> <ul style="list-style-type: none"> <li>• WW2</li> <li>• Evacuee</li> <li>• Ration</li> <li>• Air Raid Shelter</li> <li>• Air Raid Siren</li> <li>• Gas Mask</li> <li>• Land Army</li> <li>• Home Guard</li> <li>• Solider</li> <li>• Medals</li> <li>• Allies</li> <li>• Axes</li> </ul>	<p>Knowledge and Fact Sheet:</p>  <p>Key Questions:</p> <ol style="list-style-type: none"> <li>1. What was WW2? Why?</li> <li>2. What countries were involved?</li> <li>3. What happened to the children? Why?</li> <li>4. What happened to the people in England during WW2?</li> <li>5. What is a ration?</li> <li>6. Why did people have air raid shelters? What were they made of?</li> <li>7. What was the land army?</li> <li>8. What was the home guard?</li> </ol>
<p>Key skills and knowledge:</p> <ul style="list-style-type: none"> <li>• I can explain what happened at home in WW2.</li> <li>• I can explain what happened in our local area during WW2.</li> <li>• I can explain what happened to some children in WW2.</li> <li>• I can discuss and act how children might have been feeling in WW2.</li> <li>• I can create a gas mask box using a net.</li> <li>• I can explain why there were rations.</li> <li>• I know what foods make a balanced diet.</li> <li>• I can test materials for strength to see what would make a good shelter.</li> <li>• I can recite and sing war songs.</li> <li>• I can discuss how WW2 affected by local area.</li> <li>• I can combine ingredients to make ration biscuits.</li> <li>• I can identify special items I would take with me if I was an evacuee.</li> </ul>		<p>Pupil Leadership:</p> <p>Performance, quiz or presentation on aspects of the topic from each class to the other classes highlighting their knowledge and skills.</p>
<p>Enrichment:</p> <p>Evacuee Day</p>		



WW2 The Home Front  
Year 2: Autumn 2



<p>Art/DT</p> <ul style="list-style-type: none"> <li>• Clay Medals</li> <li>• Gas Mask box</li> <li>• Make ration biscuits.</li> <li>• Flanders Field Painting</li> </ul>	<p>English</p> <ul style="list-style-type: none"> <li>• Diary</li> <li>• Letter</li> <li>• Postcard</li> <li>• Acrostic Poem</li> <li>• Drama: Hot seating.</li> <li>• Questioning.</li> </ul>	<p>History Targets – Year 2 Historian</p> <ul style="list-style-type: none"> <li>• I can explain what happened at home in WW2.</li> <li>• I can explain what happened to some children in WW2.</li> <li>• I can discuss and act how children might have been feeling in WW2.</li> <li>• I can explain what happened in our local area during WW2.</li> </ul>
<p>Computing</p> <ul style="list-style-type: none"> <li>• Evacuee face drop.</li> <li>• Google Maps</li> <li>• Interactive trench video.</li> <li>• Selfie – make it old.</li> <li>• Photos in black and white.</li> </ul>	<p>Maths</p> <ul style="list-style-type: none"> <li>• Fractions, rations.</li> <li>• 3D nets to make a gas mask box.</li> </ul>	<p>Science Targets – Year 2 Scientist</p> <ul style="list-style-type: none"> <li>• I can explain why there were rations.</li> <li>• I know what foods make a balanced diet.</li> <li>• I can carry out simple tests, to find strong materials.</li> </ul> <p>Art/DT Targets – Year 2 Artist and Designer</p> <ul style="list-style-type: none"> <li>• I can use paint and sculpture to share experiences.</li> <li>• I can use a range of materials to make products.</li> <li>• I can use different tools and equipment to perform practical tasks.</li> </ul> <p>Computing- Year 2 Computer User</p> <ul style="list-style-type: none"> <li>• I can use technology to create and retrieve digital content.</li> </ul>
<p>Science</p> <ul style="list-style-type: none"> <li>• Healthy diet, rations.</li> <li>• Materials experiment, shelter.</li> </ul>	<p>Music</p> <ul style="list-style-type: none"> <li>• Air Raid Siren, draw how it makes feel.</li> <li>• War songs and chants.</li> </ul>	
<p>Additional Links:</p> <p>PSHE</p> <ul style="list-style-type: none"> <li>• Emotive language, discuss children’s feelings.</li> </ul>	<p>Visits and Enrichment:</p> <ul style="list-style-type: none"> <li>• Evacuee Day</li> <li>• Over 50’s Club Singing Afternoon and Evacuee Visitor.</li> <li>• Grandparent Visitors</li> </ul>	