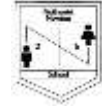




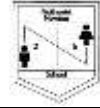
The Great Fire of London Year 2: Spring 1



<p>Coverage: History: To learn about events beyond living memory. To use common words and phrases relating to the passing of time.</p> <p>Geography: To name, locate and identify characteristics of the capital city London. To use aerial photographs. To use geographical language to refer to human and physical features.</p>	<p>Key Language and Vocabulary:</p> <ul style="list-style-type: none"> Pudding Lane London Samuel Pepys Tudor House Bakery The Plague St Pauls Cathedral Gunpowder Poor Middle Class Merchant Flammable 	<p>Knowledge and Fact Sheet:</p> <div style="text-align: center;">  </div> <p>Key Questions:</p> <ol style="list-style-type: none"> 1. Where is London? 2. How did it start? 3. When did it happen? 4. Why did the fire last so long? 5. Who is Samuel Pepys? 6. How has London changed? 7. What did they do to stop the fire? 8. What were the positive effects of the Great Fire of London? 9. What were the negative effects of the Great Fire of London? 10. What materials were used to make Tudor houses?
<p>Key skills and knowledge:</p> <ul style="list-style-type: none"> I can identify London on a map. I can use aerial photographs to recognise landmarks of London. I can create a timeline of events of the Great Fire of London. I can discuss positive and negative effects of the Great Fire of London. I can compare old and new houses within London. I can discuss the human and physical features within the Great Fire of London. I can identify where the fire started. I can identify why the fire spread so quickly. I can explain how London was rebuilt. I can explain why the recorded number of deaths was so low. 		
<p>Enrichment: Fire Service Visit</p>	<p>Pupil Leadership: Performance, quiz or presentation on aspects of the topic from each class to the other classes highlighting their knowledge and skills.</p>	
<p>Art/DT</p> <ul style="list-style-type: none"> Fire Scene. Make bread. 	<p>English</p> <ul style="list-style-type: none"> Diary Newspaper Report. Poetry Retell 	<p>History Targets – Year 2 Historian</p> <ul style="list-style-type: none"> I can discuss events beyond living memory. <p>Science Targets – Year 2 Scientist</p> <ul style="list-style-type: none"> I can identify and compare the suitability of a variety of materials. <p>Art/DT Targets – Year 2 Artist and Designer</p> <ul style="list-style-type: none"> I can prepare a variety of dishes. I can generate and develop a 3D model through ICT. I can use drawing and painting to share ideas/experiences. <p>Computing- Year 2 Computer User</p> <ul style="list-style-type: none"> I can use technology to create and retrieve digital content. I can use technology to purposefully create content.
<p>Computing</p> <ul style="list-style-type: none"> Book Creator, information leaflet. Face drop Sam Pepys. PM 3D net of house. 	<p>Maths</p> <ul style="list-style-type: none"> 3D nets. Directional Language. Timeline of events. Temperature 	



The Great Fire of London
Year 2: Spring 1



<p>Science</p> <ul style="list-style-type: none">• Temperature• Materials, houses.	<p>Music</p> <ul style="list-style-type: none">• London's burning (HT)	
<p>Additional Links:</p>	<p>Visits and Enrichment:</p> <p>Fire Service Visit</p>	